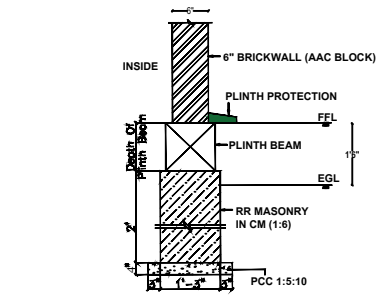
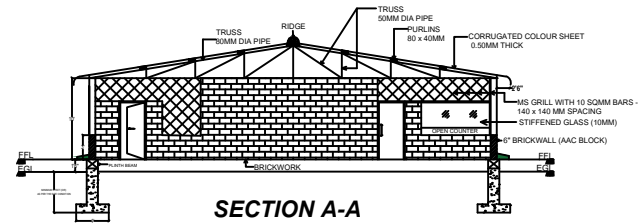


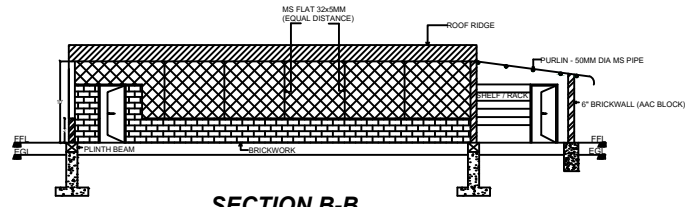
**PLAN**



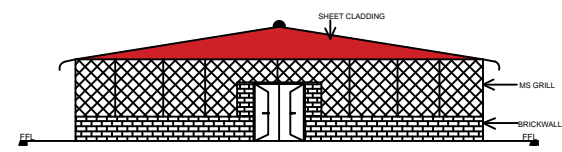
**TYPICAL C/S OF PLINTH BEAM & RR MASONRY**



**SECTION A-A**



**SECTION B-B**



**ELEVATION**

**SPECIFICATIONS :**

- FOUNDATIONS : RR MASONRY 1:6
- SUPER STRUCTURE : AAC BLOCK & MS GRILL
- COLUMNS & BEAMS : R.C.C (M20)
- ROOF : TRUSS WITH SHEET
- JOINERY : TEAK WOOD
- PLASTERING : CM 1:5
- FLOORING : VITRIFIED TILES
- FINISHING : EMULSION PAINT

**SCHEDULE OF JOINERY**

- D..... DOOR..... 1.50 x 2.10
- D1.... DOOR.....0.90 x 2.10
- SD.... SLIDING ALU. DOOR.....0.90 x 2.10
- W..... WINDOW..... 1.20 x 1.20
- W1..... WINDOW..... 1.20 x 0.60
- V..... VENTILATOR..... 0.60 x 0.30

**PROJECT :**

**CANTEEN - SHED**



**CLIENT:-**  
**NIPER - BALANAGAR**

**DRAWN BY :- RAVI TEJA**  
**CHECKED BY:- RAJA BOBBA**

**DRG :- Rev 002**  
**DATE :- 13/08/2018**



**CONSULTANTS:**  
VISION ENGINEERS ASSOCIATES  
P.NO.32, 2ND FLOOR, OPP : LAXMAN HOSPITAL,  
BESIDE SHAPUR NAGAR BUS STOP, IDA JEEDIMETLA ,  
HYDERABAD, 500055. Mob : 9885566659  
email:visionengassociates@gmail.com